

2014

Bayshore Regional Sewerage Authority  
**Authority Budget**

Department Of



Community  
**Affairs**



Division of Local Government Services

2014

Bayshore Regional Sewerage Authority

**AUTHORITY BUDGET**

FISCAL YEAR: FROM January 1, 2014 TO December 31, 2014

*For Division Use Only*

**CERTIFICATION OF APPROVED BUDGET**

*It is hereby certified that the approved Budget made a part hereof complies with the requirements of law and the rules and regulations of the Local Finance Board, and approval is given pursuant to NJS 40A:5A-11*

*State of New Jersey  
Department of Community Affairs  
Director of the Division of Local Government Services*

By: Amended Date:           

**CERTIFICATION OF ADOPTED BUDGET**

*It is hereby certified that the adopted Budget made a part hereof has been compared with the approved Budget previously certified by the Division, and any amendments made thereto. This adopted Budget is certified with respect to such amendments and comparisons only.*

*State of New Jersey  
Department of Community Affairs  
Director of the Division of Local Government Services*

By: C.M. Zappala Date: 1/6/14

## **RESOLUTION**

**No. (158/13)**

**2014 Authority Amended Budget Resolution  
BAYSHORE REGIONAL SEWERAGE AUTHORITY  
FISCAL YEAR: 2014 FROM: JAN. 1, 2014 TO: DEC. 31, 2014**

**WHEREAS**, the Annual Budget and Capital Budget for the Bayshore Regional Sewerage Authority for the fiscal year beginning, January 1, 2014 and ending, December 31, 2014 has been presented before the governing body of the Bayshore Regional Sewerage Authority at its open public meeting of October 21, 2013; and

**WHEREAS**, the Annual Budget as introduced reflects Total Revenues of \$ 9,591,630, Total Appropriations, including any Accumulated Deficit if any, of \$7,016,630 and Total Unrestricted Net Assets utilized of \$0.00; and

**WHEREAS**, on October 21, 2013 by Resolution No. 144/13 the Capital Budget was introduced reflecting total capital appropriations of \$2,575,000.00 and Total Unrestricted Net Assets planned to be utilized as funding thereof, of \$2,575,000, and

**WHEREAS**, it is necessary to **amend** Resolution 144/13 to reflect total capital appropriations of \$17,415,386 and total Unrestricted Net Assets planned to be utilized as funding thereof, of \$2,575,000, and

**WHEREAS**, the Capital Budget as **amended** reflects Total Capital Appropriations of \$17,415,386 and Total Unrestricted Net Assets planned to be utilized as funding thereof, of \$2,575,000; and


**WHEREAS**, the schedule of rates, fees and other charges in effect will produce sufficient revenues, together with all other anticipated revenues to satisfy all obligations to the holders of bonds of the Authority, to meet operating expenses, capital outlays, debt service requirements, and to provide for such reserves, all as may be required by law, regulation or terms of contracts and agreements; and

**WHEREAS**, the Capital Budget/Program, pursuant to N.J.A.C. 5:31-2, does not confer any authorization to raise or expend funds; rather it is a document to be used as part of the said Authority's planning and management objectives. Specific authorization to expend funds for the purposes described in this section of the budget, must be granted elsewhere; by bond resolution, by a project financing agreement, by resolution appropriating funds from the Renewal and Replacement Reserve or other means provided by law.

**NOW, THEREFORE BE IT RESOLVED**, by the governing body of the Bayshore Regional Sewerage Authority, at an open public meeting held on December 16, 2013 that the Annual Budget, including appended Supplemental Schedules, and the Capital Budget/Program of the Bayshore Regional Sewerage Authority for the fiscal year beginning, January 1, 2014 and ending, December 31, 2014 is hereby approved; and

**BE IT FURTHER RESOLVED**, that the anticipated revenues as reflected in the Annual Budget are of sufficient amount to meet all proposed expenditures/expenses and all covenants, terms and provisions as stipulated in the said Authority's outstanding debt obligations, capital lease arrangements, service contracts, and other pledged agreements; and

**BE IT FURTHER RESOLVED**, that the governing body of the Bayshore Regional Sewerage Authority will consider the Annual Budget and Capital Budget/Program for adoption on December 16, 2013.



Secretary's Signature

December 16, 2013

Date

| Governing Body<br>Member: | Recorded Vote |     |         |        |
|---------------------------|---------------|-----|---------|--------|
|                           | Aye           | Nay | Abstain | Absent |
| Walter Vella              | X             |     |         |        |
| Adam Khachaturian         | X             |     |         |        |
| Marcy Mc Mullen           | X             |     |         |        |
| Bart Sutton               | X             |     |         |        |
| Charles Steiner           | X             |     |         |        |
| Louis Pisano              | X             |     |         |        |

# 2014 PREPARER'S CERTIFICATION


## Bayshore Regional Sewerage Authority

### AUTHORITY BUDGET

Fiscal Year: From : January 1, 2014 to: December 31, 2014

It is hereby certified that the Authority Budget, including both the Annual Budget and the Capital Budget/Program annexed hereto, represents the members of the governing body's resolve with respect to statute in that; all estimates of revenue are reasonable, accurate and correctly stated, all items of appropriation are properly set forth and in itemization, form and content, the budget will permit the exercise of the comptroller function within the Authority.

It is further certified that all proposed budgeted amounts and totals are correct. Also, I hereby provide reasonable assurance that all assertions contained herein are accurate and all Supplemental Schedules required are completed and attached.

|                       |  |             |              |
|-----------------------|--|-------------|--------------|
| Preparer's Signature: |  |             |              |
| Name:                 | Robert C. Fischer  |             |              |
| Title:                | Executive Director   |             |              |
| Address:              | 100 Oak Street, Union Beach, NJ 07735  |             |              |
| Phone Number:         | 732-739-1095   | Fax Number: | 732-739-2459 |
| E-mail address        | Bfisch59@bayshorersa.com   |             |              |

# 2014 APPROVAL CERTIFICATION

## Bayshore Regional Sewerage Authority

### AUTHORITY BUDGET

FISCAL YEAR: FROM: January 1, 2014 to  
December 31, 2014

It is hereby certified that the Authority Budget, including Supplemental Schedules appended hereto, are a true copy of the Annual Budget and Capital Budget/Program approved by resolution by the governing body of the Bayshore Regional Sewerage Authority, at an open public meeting held pursuant to N.J.A.C. 5:31-2.3, on the 21<sup>st</sup> day of October, 2013.

It is further certified that the recorded vote appearing in the resolution represents a not less than a majority of the full membership of the governing body thereof.

|                        |   |             |              |
|------------------------|---|-------------|--------------|
| Secretary's Signature: |  |             |              |
| Name:                  | Louis Pisano  |             |              |
| Title:                 | Secretary   |             |              |
| Address:               | 100 Oak Street, Union Beach, N.J. 07735   |             |              |
| Phone Number:          | 732-739-1095  | Fax Number: | 732-739-2459 |
| E-mail address         | Bfish59@bayshorersa.com   |             |              |

# 2014 APPROVAL CERTIFICATION


## Bayshore Regional Sewerage Authority

### AUTHORITY BUDGET

FISCAL YEAR: FROM: January 1, 2014 to  
December 31, 2014

It is hereby certified that the Authority Budget, including Supplemental Schedules appended hereto, are a true copy of the Annual Budget and Capital Budget/Program approved by resolution by the governing body of the Bayshore Regional Sewerage Authority, at an open public meeting held pursuant to N.J.A.C. 5:31-2.3, on the 21st day of October, 2013 and amended on the 16<sup>th</sup> day of December, 2013

It is further certified that the recorded vote appearing in the resolution represents a not less than a majority of the full membership of the governing body thereof.

|                        |   |             |              |
|------------------------|---|-------------|--------------|
| Secretary's Signature: |  |             |              |
| Name:                  | Louis Pisano  |             |              |
| Title:                 | Secretary   |             |              |
| Address:               | 100 Oak Street, Union Beach, N.J. 07735   |             |              |
| Phone Number:          | 732-739-1095  | Fax Number: | 732-739-2459 |
| E-mail address         | Bfisch59@bayshorersa.com  |             |              |

# AUTHORITY INFORMATION SHEET 2014

Please complete the following information regarding this Authority:

|                           |                                      |             |              |
|---------------------------|--------------------------------------|-------------|--------------|
| <b>Name of Authority:</b> | BAYSHORE REGIONAL SEWERAGE AUTHORITY |             |              |
| <b>Address:</b>           | 100 OAK STREET                       |             |              |
| <b>City, State, Zip:</b>  | UNION BEACH                          | NJ          | 07735        |
| <b>Phone: (ext.)</b>      | 732-739-1095                         | <b>Fax:</b> | 732-739-2459 |

|                            |                   |             |              |
|----------------------------|-------------------|-------------|--------------|
| <b>Preparer's Name:</b>    | ROBERT C. FISCHER |             |              |
| <b>Preparer's Address:</b> | 100 OAK STREET    |             |              |
| <b>City, State, Zip:</b>   | UNION BEACH       | NJ          | 07735        |
| <b>Phone: (ext.)</b>       | 732-739-1095      | <b>Fax:</b> | 732-739-2459 |

|                                 |                          |             |              |
|---------------------------------|--------------------------|-------------|--------------|
| <b>Chief Executive Officer:</b> | ROBERT C. FISCHER        |             |              |
| <b>Phone: (ext.)</b>            | 732-739-1095             | <b>Fax:</b> | 732-739-2459 |
| <b>E-mail:</b>                  | Bfisch59@bayshorersa.com |             |              |

|                                 |                          |             |              |
|---------------------------------|--------------------------|-------------|--------------|
| <b>Chief Financial Officer:</b> | ROBERT C. FISCHER        |             |              |
| <b>Phone: (ext.)</b>            | 732-739-1095             | <b>Fax:</b> | 732-739-2459 |
| <b>E-mail:</b>                  | Bfisch59@bayshorersa.com |             |              |

|                          |                      |             |              |
|--------------------------|----------------------|-------------|--------------|
| <b>Name of Auditor:</b>  | MICHAEL R. BART, CPA |             |              |
| <b>Name of Firm:</b>     | BART & BART, CPA'S   |             |              |
| <b>Address:</b>          | 104 MAIN STREET      |             |              |
| <b>City, State, Zip:</b> | WOODBIDGE            | NJ          | 07095        |
| <b>Phone: (ext.)</b>     | 732-634-5680         | <b>Fax:</b> | 732-602-1059 |
| <b>E-mail:</b>           | MBART520@HOTMAIL.COM |             |              |

| Membership of Board of Commissioners (Full Name) | Title           |
|--|-----------------|
| WALTER VELLA                                     | CHAIRMAN        |
| ADAM KHACHATURIAN                                | VICE CHAIRMAN   |
| BART SUTTON                                      | TREASURER       |
| CHARLES STEINER                                  | ASST. TREASURER |
| LOUIS PISANO                                     | SECRETARY       |
| MARCY MCMULLEN                                   | ASST. SECRETARY |
|  |                 |



# Internet Web Site Information and Certification

Authority's Web Address www.BAYShoresSA.com

All authorities shall maintain either an Internet website or a webpage on the municipality's or county's Internet website. The purpose of the website or webpage shall be to provide increased public access to the authority's operations and activities. NJSA 40A:5A-17.1 requires the following items as the minimum requirement for public disclosure.

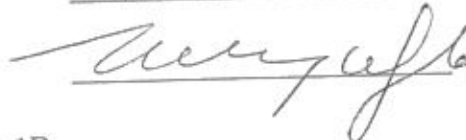
- A description of the Authority's mission and responsibilities
- Commencing with 2013, the budgets of at least three consecutive fiscal years
- The most recent Comprehensive Annual Financial Report (Unaudited) or similar financial information
- Commencing with Calendar Year Ending 2012, the annual audits of at least three consecutive fiscal years
- The Authority's rules, regulations and official policy statements deemed relevant by the governing body of the authority to the interests of the residents within the authority's service area or jurisdiction
- Notice posted pursuant to the "Open Public Meetings Act" for each meeting of the Authority, setting forth the time, date, location and agenda of each meeting
- Beginning January 1, 2013, the approved minutes of each meeting of the Authority including all resolutions of the board and their committees; for at least three consecutive fiscal years
- The name, mailing address, electronic mail address and phone number of every person who exercises day-to-day supervision or management over some or all of the operations of the Authority
- A list of attorneys, advisors, consultants and any other person, firm, business, partnership, corporation or other organization which received any remuneration of \$17,500 or more during the preceding fiscal year for any service whatsoever rendered to the Authority

It is hereby certified by the Chairman of the Board, that the Authority's web site or web page as identified above complies with the minimum statutory requirements of NJSA 40A:5A-17.1 as listed above. A check in each of the above boxes signifies compliance.

Name of Chairperson Certifying compliance

WALTER B. VELLA

Signature



# RESOLUTION

No. (144/13)

**2014 Authority Budget Resolution  
BAYSHORE REGIONAL SEWERAGE AUTHORITY  
FISCAL YEAR: 2014 FROM: JAN. 1, 2014 TO: DEC.31, 2014**

WHEREAS, the Annual Budget and Capital Budget for the Bayshore Regional Sewerage Authority for the fiscal year beginning, January 1, 2014 and ending, December 31, 2014 has been presented before the governing body of the Bayshore Regional Sewerage Authority at its open public meeting of October 21, 2013; and

WHEREAS, the Annual Budget as introduced reflects Total Revenues of \$ 9,591,630, Total Appropriations, including any Accumulated Deficit if any, of \$7,016,630 and Total Unrestricted Net Assets utilized of \$0.00; and

WHEREAS, the Capital Budget as introduced reflects Total Capital Appropriations of \$2,575,000 and Total Unrestricted Net Assets planned to be utilized as funding thereof, of \$2,575,000; and

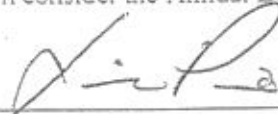
WHEREAS, the schedule of rates, fees and other charges in effect will produce sufficient revenues, together with all other anticipated revenues to satisfy all obligations to the holders of bonds of the Authority, to meet operating expenses, capital outlays, debt service requirements, and to provide for such reserves, all as may be required by law, regulation or terms of contracts and agreements; and

WHEREAS, the Capital Budget/Program, pursuant to N.J.A.C. 5:31-2, does not confer any authorization to raise or expend funds; rather it is a document to be used as part of the said Authority's planning and management objectives. Specific authorization to expend funds for the purposes described in this section of the budget, must be granted elsewhere; by bond resolution, by a project financing agreement, by resolution appropriating funds from the Renewal and Replacement Reserve or other means provided by law.

**NOW, THEREFORE BE IT RESOLVED**, by the governing body of the Bayshore Regional Sewerage Authority, at an open public meeting held on October 21, 2013 that the Annual Budget, including appended Supplemental Schedules, and the Capital Budget/Program of the Bayshore Regional Sewerage Authority for the fiscal year beginning, January 1, 2014 and ending, December 31, 2014 is hereby approved; and

**BE IT FURTHER RESOLVED**, that the anticipated revenues as reflected in the Annual Budget are of sufficient amount to meet all proposed expenditures/expenses and all covenants, terms and provisions as stipulated in the said Authority's outstanding debt obligations, capital lease arrangements, service contracts, and other pledged agreements; and

**BE IT FURTHER RESOLVED**, that the governing body of the Bayshore Regional Sewerage Authority will consider the Annual Budget and Capital Budget/Program for adoption on December 16, 2013.

  
Secretary's Signature

October 21, 2013  
Date

| Governing Body<br>Member: | Recorded Vote |     |         |        |
|---------------------------|---------------|-----|---------|--------|
|                           | Aye           | Nay | Abstain | Absent |
| Walter Vella              | X             |     |         |        |
| Adam Khachaturian         |               |     |         | X      |
| Marcy Mc Mullen           | X             |     |         |        |
| Bart Sutton               | X             |     |         |        |
| Charles Steiner           | X             |     |         |        |
| Louis Pisano              | X             |     |         |        |

**2014 Budget Message**  
of the  
**Bayshore Regional Sewerage Authority**  
Fiscal year From: January 1, 2014 to December 31, 2014

The 2014 Authority Budget of the Bayshore Regional Sewerage Authority (BRSA) is a cooperative undertaking with input from Authority Staff, Professionals, and Commissioners. The 2014 budget is comprised of operating appropriations and capital expenditures, funded through user fees, anticipated short-term financing through the NJEIT SAIL program and FEMA public assistance. The 2014 operating budget is an increase over the prior year of 7.8% while capital expenditures funded through user fees are projected to decrease by 14%. Overall, the 2014 Authority Budget remains relatively flat compared to 2013 and represents an increase in treatment charges to the contributing municipalities of less than a tenth of a percent.

The greatest percentage increase of the 2014 operating budget is in utility costs which are projected to increase 20% over last year. This is due, in part, to the impact of Hurricane Sandy. The Authority incineration system will be operating in 2014 after suffering severe flood damage in 2012. The efficiency of the system however will not be restored until 2016 and as such the use of fuel oil is expected to increase substantially in 2014 as compared to prior years. The Authority will also incur operating expenses in 2014 which are related to Hurricane Sandy damage. These expenses fall in the category of the 10% local match not reimbursable through the FEMA Public Assistance Program. The Authority also expects additional costs associated with stack testing the repaired incinerator in 2014. These additional costs account for most of the 7.8% increase in operating costs

The Authority has visited all of the contributing towns in the Regional Sewerage System in the past and will continue the process of meeting with the Administration of each town to discuss the direction of the Authority and the short and long-term goals. The Annual Plant and Collection system infrastructure inspection, which our Consulting Engineers perform, is provided to the towns by way of a bound report. In 2013 the Authority signed renewed Sewer Service Agreements with all of its contributing municipalities after several meetings with all parties.

Through the use of FEMA Public assistance funding, surplus, insurance proceeds, hazard mitigation grants the impact of Sandy on the contributing communities will be lessened. This year's budget reflects an increase to the users of less than a tenth of a percent. It is our goal to recover from the damages sustained on October 29, 2012 with the least possible impact to our users. This is especially critical given the damage sustained by these communities themselves.

BRSA will continue to find ways of reducing costs, improving efficiency, and utilizing funds wisely as it strives to be one of the most efficient and effectively run Authorities in NJ.

2014

**AUTHORITY BUDGET**

wastewater  
(OPERATION)

Bayshore Regional Sewerage Authority Authority

FISCAL YEAR: FROM January 1, 2014 TO December 31, 2014

**---ANTICIPATED REVENUES---**

| OPERATING REVENUES<br>-----     | CROSS<br>REF.<br>----- | 2014<br>PROPOSED<br>BUDGET<br>----- | 2013<br>CURRENT YEAR'S<br>ADOPTED or AMENDED<br>BUDGET<br>----- |
|---------------------------------|------------------------|-------------------------------------|---|
| SERVICE CHARGES                 | * A-1 *                | \$9,471,630 *                       | \$9,469,691 *   |
| CONNECTION FEES                 | * A-2 *                | \$100,000 *                         | \$20,000 *  |
| PARKING FEES                    | * A-3 *                |                                     |   |
| OTHER OPERATING REVENUES        | * A-4 *                | \$15,000 *                          | \$15,000 *  |
| <b>TOTAL OPERATING REVENUES</b> | * R-1 *                | <u>\$9,586,630 *</u>                | <u>\$9,504,691 *</u>  |

| NON-OPERATING REVENUES<br>-----     | CROSS<br>REF.<br>----- | 2014<br>PROPOSED<br>BUDGET<br>----- | 2013<br>CURRENT YEAR'S<br>ADOPTED or AMENDED<br>BUDGET<br>----- |
|-------------------------------------|------------------------|-------------------------------------|---|
| OPERATING GRANTS & ENTITLEMENTS     | * A-5 *                |                                     |   |
| LOCAL SUBSIDIES & DONATIONS         | * A-6 *                |                                     |   |
| INTEREST ON INVESTMENTS AND DEPOSIT | * A-7 *                | \$5,000 *                           | \$5,000 *   |
| OTHER NON-OPERATING REVENUES        | * A-8 *                |                                     |   |
| <b>TOTAL NON-OPERATING REVENUES</b> | * R-2 *                | <u>\$5,000 *</u>                    | <u>\$5,000 *</u>  |

|  |         |                      |                      |
|--|---------|----------------------|----------------------|
| <b>TOTAL ANTICIPATED REVENUES</b><br>(R-1 + R-2) | * B-1 * | <u>\$9,591,630 *</u> | <u>\$9,509,691 *</u> |
|--|---------|----------------------|----------------------|

2014

**AUTHORITY BUDGET**

wastewater  
(OPERATION)

Bayshore Regional Sewerage Authority Authority

FISCAL YEAR: FROM January 1, 2014 TO December 31, 2014

**---BUDGETED APPROPRIATIONS---**

**--OPERATING APPROPRIATIONS--**

| ADMINISTRATION<br>-----   | CROSS<br>REF.<br>----- | 2014<br>PROPOSED<br>BUDGET<br>----- | 2013<br>CURRENT YEAR'S<br>ADOPTED or AMENDED<br>BUDGET<br>----- |
|---|------------------------|-------------------------------------|---|
| SALARY & WAGES  | * *                    | \$244,826 *                         | \$269,699 *   |
| FRINGE BENEFITS   | * *                    | \$132,262 *                         | \$147,259 *   |
| OTHER EXPENSES  | * *                    | \$357,117 *                         | \$353,419 *   |
| <b>TOTAL ADMINISTRATION</b>   | * E-1 *                | <u>\$734,205 *</u>                  | <u>\$770,377 *</u>  |
| <hr/>   |                        |                                     |   |
| COST OF PROVIDING SERVICES<br>-----   | CROSS<br>REF.<br>----- | 2014<br>PROPOSED<br>BUDGET<br>----- | 2013<br>CURRENT YEAR'S<br>ADOPTED or AMENDED<br>BUDGET<br>----- |
| SALARY & WAGES  | * *                    | \$2,094,922 *                       | \$2,009,263 *   |
| FRINGE BENEFITS   | * *                    | \$1,131,734 *                       | \$1,097,081 *   |
| OTHER EXPENSES  | * *                    | \$3,055,769 *                       | \$2,632,970 *   |
| <b>TOTAL COST OF PROVIDING SERVICES</b>                                     | * E-2 *                | <u>\$6,282,425 *</u>                | <u>\$5,739,314 *</u>  |
| <b>TOTAL PRINCIPAL PAYMENTS ON DEBT<br/>SERVICE IN LIEU OF DEPRECIATION</b> | * D-1 *                |                                     | * *   |
| <b>TOTAL OPERATING APPROPRIATIONS<br/>(E-1 + E-2 + D-1)</b>                 | * B-2 *                | <u>\$7,016,630 *</u>                | <u>\$6,509,691 *</u>  |

2014

**AUTHORITY BUDGET**

wastewater  
(OPERATION)

Bayshore Regional Sewerage Authority Authority

FISCAL YEAR: FROM January 1, 2014 TO December 31, 2014

**---BUDGETED APPROPRIATIONS---**

**--NON-OPERATING APPROPRIATIONS--**

|   | CROSS<br>REF. | 2014<br>PROPOSED<br>BUDGET | 2013<br>CURRENT YEAR'S<br>ADOPTED or AMENDED<br>BUDGET |
|---|---------------|----------------------------|--|
|   | -----         | -----                      | -----  |
| TOTAL INTEREST PAYMENTS ON DEBT   | * D-2 *       |                            | *  |
| OPERATIONS & MAINTENANCE RESERVE  | * *           |                            | *  |
| RENEWAL & REPLACEMENT RESERVE(S)  | * C-1 *       |                            | *  |
| MUNICIPALITY/COUNTY APPROPRIATION   | * *           |                            | *  |
| OTHER RESERVES  | * C-2 *       |                            | *  |
| <b>TOTAL NON-OPERATING<br/>APPROPRIATIONS</b>   | * B-3 *       |                            | *  |
| ACCUMULATED DEFICIT   | * B-4 *       |                            | *  |
| <b>TOTAL OPERATING &amp; NON-OPERATING<br/>APPROPRIATIONS &amp;<br/>ACCUMULATED DEFICIT<br/>(B-2 + B-3 + B-4)</b> | * B-5 *       | \$7,016,630                | \$6,509,691 *  |
| UNRESTRICTED NET ASSETS UTILIZED:   |               |                            |  |
| MUNICIPALITY/COUNTY APPROPRIATION   | * R-3a *      |                            | *  |
| OTHER   | * R-3b *      |                            | *  |
| <b>LESS: TOTAL UNRESTRICTED NET ASSETS<br/>UTILIZED (R-3a + R-3b)</b>   | * R-3 *       |                            | *  |
| <b>NET TOTAL APPROPRIATIONS<br/>(B-5 - R-3)</b>   | * B-6 *       | \$7,016,630                | \$6,509,691 *  |

# 2014 ADOPTION CERTIFICATION

## Bayshore Regional Sewerage Authority

### AUTHORITY BUDGET

Fiscal Year From: January 1, 2014 to: December 31, 2014

It is hereby certified that the Authority Budget and Capital Budget/Program annexed hereto is a true copy of the Budget adopted by the governing body of the Bayshore Regional Sewerage Authority, pursuant to N.J.A.C. 5:31-2.3, on the 16 day of, December, 2013.

|                        |  |             |              |
|------------------------|--|-------------|--------------|
| Secretary's Signature: |  |             |              |
| Name:                  | Louis Pisano   |             |              |
| Title:                 | Secretary  |             |              |
| Address:               | 100 Oak Street, Union Beach, NJ, 07735   |             |              |
| Phone Number:          | 732-739-1095   | Fax Number: | 732-739-2459 |
| E-mail address         | Bfish59@bayshorersa.com  |             |              |

# 2014 ADOPTED BUDGET RESOLUTION

## Bayshore Regional Sewerage AUTHORITY

Fiscal Year From: January 1, 2014 To: December 31, 2014

WHEREAS, the Annual Budget and Capital Budget/Program for the Bayshore Regional Sewerage Authority for the fiscal year beginning January 1, 2014 and ending, December 31, 2014 has been presented for adoption before the governing body of the Bayshore Regional Sewerage Authority at its open public meeting of December 16, 2013; and

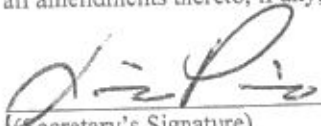
WHEREAS, the Annual Budget and Capital Budget as presented for adoption reflects each item of revenue and appropriation in the same amount and title as set forth in the introduced and approved budget, including all amendments thereto, if any, which have been approved by the Director of the Division of Local Government Services; and

WHEREAS, the Annual Budget as presented for adoption reflects Total Revenues of \$9,591,630.00, Total Appropriations, including any Accumulated Deficit, if any, of \$7,016,630.00 and Total Unrestricted Net Assets utilized of \$0.00; and

WHEREAS, the Capital Budget as presented for adoption reflects Total Capital Appropriations of \$ 17,415,386.00 and Total Unrestricted Net Assets planned to be utilized of \$ 2,575,000.00; and

NOW, THEREFORE BE IT RESOLVED, by the governing body of the Bayshore Regional Sewerage Authority, at an open public meeting held on December 16, 2013 that the Annual Budget and Capital Budget/Program of the Bayshore Regional Sewerage Authority for the fiscal year beginning, January 1, 2014 and, ending, December 31, 2014 is hereby adopted and shall constitute appropriations for the purposes stated; and

BE IT FURTHER RESOLVED, that the Annual Budget and Capital Budget/Program as presented for adoption reflects each item of revenue and appropriation in the same amount and title as set forth in the introduced and approved budget, including all amendments thereto, if any, which have been approved by the Director of the Division of Local Government Services.

  
(Secretary's Signature)

December 16, 2013  
(Date)

| Governing Body<br>Member: | Recorded Vote |     |         |        |
|---------------------------|---------------|-----|---------|--------|
|                           | Aye           | Nay | Abstain | Absent |
| Chairman Vella            | X             |     |         |        |
| Commissioner Khachaturian | X             |     |         |        |
| Commissioner Sutton       | X             |     |         |        |
| Commissioner Pisano       | X             |     |         |        |
| Commissioner McMullen     | X             |     |         |        |
| Commissioner Steiner      | X             |     |         |        |



2014

Bayshore Regional Sewerage Authority

AUTHORITY  
CAPITAL  
BUDGET/  
PROGRAM

# 2014 CERTIFICATION of AUTHORITY CAPITAL BUDGET/PROGRAM

## Bayshore Regional Sewerage Authority

**FISCAL YEAR:**  
from January 1, 2014  
to December 31, 2014

It is hereby certified that the Authority Capital Budget/Program annexed hereto is a true copy of the Capital Budget/Program approved, pursuant to N.J.A.C. 5:31-2.2, along with the Annual Budget, by the governing body of the Bayshore Regional Sewerage Authority, on the 21<sup>st</sup> day of October, 2013.

OR

It is further certified that the governing body of the \_\_\_\_\_ Authority have elected **NOT** to adopt a Capital Budget /Program for the aforesaid fiscal year, pursuant to N.J.A.C. 5:31-2.2 for the following reason(s): \_\_\_\_\_

|                        |  |             |              |
|------------------------|--|-------------|--------------|
| Secretary's Signature: |  |             |              |
| Name:                  | Louis Pisano   |             |              |
| Title:                 | Secretary  |             |              |
| Address:               | 100 Oak Street, Union Beach, NJ 07735  |             |              |
| Phone Number:          | 732-739-1095   | Fax Number: | 732-739-2459 |
| E-mail address         | Bfish59@bayshorersa.com  |             |              |

**2014 Capital Budget / Program message**  
**Bayshore Regional Sewerage Authority**  
**Fiscal year from: January 1, 2014 to December 31, 2014**

The Authority Capital budget was developed with staff, commissioners and professional staff input. The Authority has a prioritized 5-year capital budget which addresses treatment plant facilities, pump station facilities and collection system facilities. All of the Authority assets are categorized in one of these three systems.

The capital budget is usually derived using the prioritized 5-year capital budget program. The highest ranking priorities of each of the 3 mentioned systems within the 5 year program are selected to be implemented in the upcoming year. The Authority will however be concentrating most of its efforts on recovery from Hurricane Sandy in 2014.

The Authority will combine several funding sources including FEMA Public Assistance , insurance, hazard mitigation from both the 406 and 404 grant programs as well as short and long term funding through the NJEIT H2OLOans program and user charges to achieve its capital recovery program and continue its capital improvement plan. At this time the authority does not see the need for any significant rate increases to accomplish these goals of recovery and improvement.

There are no capital projects being undertaken in the Metropolitan or Suburban Planning areas as defined in the State Development and Redevelopment Plan, or the within the boundary of a State Planning Commission-designated Center and /or Endorsed Plan.

2014

wastewater  
(OPERATION)

**AUTHORITY CAPITAL BUDGET**

Bayshore Regional Sewerage Authority Authority

FISCAL YEAR: FROM January 1, 2014 TO December 31, 2014

PROPOSED YEAR'S CAPITAL IMPROVEMENT PLAN

| DESCRIPTION                           | ESTIMATED<br>TOTAL COST | -----FUNDING SOURCES-----     |                                     |                       |                  |
|---------------------------------------|-------------------------|-------------------------------|-------------------------------------|-----------------------|------------------|
|                                       |                         | UNRESTRICTED<br>NET<br>ASSETS | RENEWAL &<br>REPLACEMENT<br>RESERVE | DEBT<br>AUTHORIZATION | OTHER<br>SOURCES |
| A Operations Truck                    | \$35,000                | \$35,000                      |                                     |                       |                  |
| B WKPS force main repair              | \$115,000               | \$115,000                     |                                     |                       |                  |
| C Odor and Corrosion Repair<br>WKPS   | \$300,000               | \$300,000                     |                                     |                       |                  |
| D Elevate Power Distribution          | \$1,975,000             | \$1,975,000                   |                                     |                       |                  |
| E Repair MPS                          | \$1,154,294             |                               |                                     | \$1,154,294           |                  |
| F Repair PSPS1,2                      | \$376,640               |                               |                                     | \$376,640             |                  |
| G Repair RSPS1,2                      | \$1,493,482             |                               |                                     | \$1,493,482           |                  |
| H Repair NIRO<br>and DORR incinerator | \$5,000,000             |                               |                                     | \$5,000,000           |                  |
| I Single Sampling Point               | \$150,000               | \$150,000                     |                                     |                       |                  |
| J Repair Blower<br>Buildings 1 & 2    | \$815,970               |                               |                                     | \$815,970             |                  |
| K                                     |                         |                               |                                     |                       |                  |
| L Mitigation of Plant buildings       | \$6,000,000             |                               |                                     | \$6,000,000           |                  |
| M                                     |                         |                               |                                     |                       |                  |
| N                                     |                         |                               |                                     |                       |                  |
| <b>TOTAL</b>                          | <b>\$17,415,386</b>     | <b>\$2,575,000</b>            |                                     | <b>\$14,840,386</b>   |                  |

2014

wastewater

**AUTHORITY CAPITAL PROGRAM**

(OPERATION)

Bayshore Regional Sewerage Authority Authority

FISCAL YEAR: FROM January 1, 2014 TO December 31, 2014

**5 YEAR CAPITAL IMPROVEMENT PLAN COSTS**

| DESCRIPTION                           | ESTIMATED<br>TOTAL COST | 2014                | 2015                | 2016               | 2017               | 2018 | 2019                |
|---------------------------------------|-------------------------|---------------------|---------------------|--------------------|--------------------|------|---------------------|
| A Operations Truck                    | \$35,000                | \$35,000            |                     |                    |                    |      |                     |
| B WKPS Force main repair              | \$115,000               | \$115,000           |                     |                    |                    |      |                     |
| C WKPS Odor and Corrosion             | \$300,000               | \$300,000           |                     |                    |                    |      |                     |
| D Elevate Power distribution          | \$3,200,000             | \$1,975,000         | \$1,225,000         |                    |                    |      |                     |
| E Repair MPS                          | \$1,154,294             | \$1,154,294         |                     |                    |                    |      |                     |
| F Repair PSPS1,2                      | \$376,640               | \$376,640           |                     |                    |                    |      |                     |
| G Repair RSPS1,2                      | \$1,493,482             | \$1,493,482         |                     |                    |                    |      |                     |
| H Repair NIRO<br>and DORR incinerator | \$18,440,249            | \$5,000,000         | \$13,440,249        |                    |                    |      |                     |
| I Single Sampling Point               | \$150,000               | \$150,000           |                     |                    |                    |      |                     |
| J Repair Blower<br>Buildings 1 & 2    | \$815,969               | \$815,970           |                     |                    |                    |      |                     |
| K Mitigation of Plant buildings       | \$18,000,000            | \$6,000,000         | \$9,000,000         | \$3,000,000        |                    |      |                     |
| L Line Gravity Sewers                 | \$3,000,000             |                     | \$1,000,000         | \$1,000,000        | \$1,000,000        |      |                     |
| M Pump Station Upgrades               | \$2,000,000             |                     |                     | \$1,000,000        | \$1,000,000        |      |                     |
| N incinerator improvements            | \$4,000,000             |                     | \$2,000,000         | \$2,000,000        |                    |      |                     |
| O Upgrade SCADA System                | \$50,000                |                     | \$50,000            |                    |                    |      |                     |
| P CT Cat Walk                         | \$50,000                |                     | \$50,000            |                    |                    |      |                     |
| Q Valve Chambe installator            | \$300,000               |                     |                     | \$300,000          |                    |      |                     |
| <b>TOTAL</b>                          | <b>\$53,480,634</b>     | <b>\$17,415,386</b> | <b>\$26,765,249</b> | <b>\$7,300,000</b> | <b>\$2,000,000</b> |      | <b>\$53,480,635</b> |

2014

wastewater  
(OPERATION)

**AUTHORITY CAPITAL PROGRAM**

Bayshore Regional Sewerage Authority Authority

FISCAL YEAR: FROM January 1, 2014 TO December 31, 2014

5 YEAR CAPITAL PLAN FUNDING SOURCES: From 2014 to 2019

| DESCRIPTION                           | ESTIMATED<br>TOTAL COST | -----FUNDING SOURCES-----     |                                     |                       |                  |
|---------------------------------------|-------------------------|-------------------------------|-------------------------------------|-----------------------|------------------|
|                                       |                         | UNRESTRICTED<br>NET<br>ASSETS | RENEWAL &<br>REPLACEMENT<br>RESERVE | DEBT<br>AUTHORIZATION | OTHER<br>SOURCES |
| A Operations Truck                    | \$35,000                | \$35,000                      |                                     |                       |                  |
| B WKPS Force main repair              | \$215,000               | \$115,000                     |                                     |                       |                  |
| C WKPS Odor and Corrosion             | \$350,000               | \$300,000                     |                                     |                       |                  |
| D Elevate Power distribution          | \$3,200,000             | \$3,200,000                   |                                     |                       |                  |
| E Repair MPS                          | \$1,154,294             |                               |                                     | \$1,154,294           |                  |
| F Repair PSPS1,2                      | \$376,640               |                               |                                     | \$376,640             |                  |
| G Repair RSPS1,2                      | \$1,493,482             |                               |                                     | \$1,493,482           |                  |
| H Repair NIRO<br>and DORR incinerator | \$18,440,249            |                               |                                     | \$18,440,249          |                  |
| I                                     |                         |                               |                                     |                       |                  |
| J Repair Blower<br>Buildings 1 & 2    | \$815,969               |                               |                                     | \$815,969             |                  |
| K Mitigation of Plant buildings       | \$18,000,000            |                               |                                     | \$18,000,000          |                  |
| L Repair corroded pipelines           | \$3,000,000             |                               |                                     | \$3,000,000           |                  |
| M Pump Station Upgrades               | \$2,000,000             |                               |                                     | \$2,000,000           |                  |
| N incinerator improvements            | \$4,000,000             |                               |                                     | \$4,000,000           |                  |
| O Upgrade SCADA System                | \$50,000                | \$50,000                      |                                     |                       |                  |
| P CT Cat Walk                         | \$50,000                | \$50,000                      |                                     |                       |                  |
| Q Valve Chambe installation           | \$300,000               | \$300,000                     |                                     |                       |                  |
| <b>TOTAL</b>                          | <b>\$53,480,634</b>     | <b>\$4,050,000</b>            |                                     | <b>\$49,280,634</b>   |                  |

2014

Bayshore Regional Sewerage Authority

AUTHORITY

SUPPLEMENTAL SCHEDULES

STATE OF NEW JERSEY

DIVISION OF LOCAL GOVERNMENT SERVICES

# 2014

## AUTHORITY BUDGET SUPPLEMENTAL SCHEDULES

wastewater  
(OPERATION)

### Bayshore Regional Sewerage Authority Authority

FISCAL YEAR: FROM January 1, 2014 TO December 31, 2014

#### ===== OPERATING REVENUES =====

| ----SERVICE CHARGES----      | CROSS<br>REF. | #<br>UNITS | 2014<br>PROPOSED<br>ANNUAL<br>COLLECTION | #<br>UNITS | 2013<br>CURRENT YEAR'S<br>ADOPTED<br>BUDGET |
|------------------------------|---------------|------------|--|------------|---|
|                              | -----         | -----      | -----                                    | -----      | -----                                       |
| RESIDENTIAL                  | *             | *          |  | *          | *   |
| BUSINESS/COMMERCIAL          | *             | *          |  | *          | *   |
| INDUSTRIAL                   | *             | *          |  | *          | *   |
| INTERGOVERNMENTAL            | *             | *          | \$9,471,630                              | *          | \$9,469,691                                 |
| OTHER                        | *             | *          |  | *          | *   |
| <b>TOTAL SERVICE CHARGES</b> | <b>* A-1</b>  | <b>*</b>   | <b>\$9,471,630</b>                       | <b>*</b>   | <b>\$9,469,691</b>                          |
|                              |               |            | =====                                    |            | =====                                       |

| ----CONNECTION FEES----      | CROSS<br>REF. | #<br>UNITS | 2014<br>PROPOSED<br>ANNUAL<br>COLLECTION | #<br>UNITS | 2013<br>CURRENT YEAR'S<br>ADOPTED<br>BUDGET |
|------------------------------|---------------|------------|--|------------|---|
|                              | -----         | -----      | -----                                    | -----      | -----                                       |
| RESIDENTIAL                  | *             | *          | \$50,000                                 | *          | \$10,000                                    |
| BUSINESS/COMMERCIAL          | *             | *          | \$50,000                                 | *          | \$10,000                                    |
| INDUSTRIAL                   | *             | *          |  | *          | *   |
| INTERGOVERNMENTAL            | *             | *          |  | *          | *   |
| OTHER                        | *             | *          |  | *          | *   |
| <b>TOTAL CONNECTION FEES</b> | <b>* A-2</b>  | <b>*</b>   | <b>\$100,000</b>                         | <b>*</b>   | <b>\$20,000</b>                             |
|                              |               |            | =====                                    |            | =====                                       |

\* INCLUDE ALL APPLICABLE RATE SCHEDULES TO SUPPORT SUCH FEES



2014

**AUTHORITY BUDGET**  
**SUPPLEMENTAL SCHEDULES**

wastewater  
 (OPERATION)

Bayshore Regional Sewerage Authority Authority

FISCAL YEAR: FROM January 1, 2014 TO December 31, 2014

==== OPERATING REVENUES ====

| ----PARKING FEES----      | CROSS<br>REF. | #<br>UNITS | 2014<br>PROPOSED<br>ANNUAL<br>COLLECTION | #<br>UNITS | 2013<br>CURRENT YEAR'S<br>ADOPTED<br>BUDGET |
|---------------------------|---------------|------------|--|------------|---|
| METERS                    | *             | *          |  | *          | *   |
| PERMITS                   | *             | *          |  | *          | *   |
| FINES/PENALTIES           | *             | *          |  | *          | *   |
| OTHER                     | *             | *          |  | *          | *   |
| <b>TOTAL PARKING FEES</b> | * A-3         | *          |  | *          | *   |

| ---OTHER OPERATING REVENUES--- | CROSS<br>REF. | #<br>UNITS | 2014<br>PROPOSED<br>ANNUAL<br>COLLECTION | #<br>UNITS | 2013<br>CURRENT YEAR'S<br>ADOPTED<br>BUDGET |
|--------------------------------|---------------|------------|--|------------|---|
| LIST IN DETAIL:                | *             | *          |  | *          | *   |
| sundry                         | *             | *          | \$15,000                                 | *          | \$15,000                                    |
|                                | *             | *          |  | *          | *   |
|                                | *             | *          |  | *          | *   |
| <b>TOTAL OTHER REVENUES</b>    | * A-4         | *          | \$15,000                                 | *          | \$15,000                                    |

# 2014

## AUTHORITY BUDGET SUPPLEMENTAL SCHEDULES

wastewater  
(OPERATION)

Bayshore Regional Sewerage Authority Authority

FISCAL YEAR: FROM January 1, 2014 TO December 31, 2014

### ===== NON-OPERATING REVENUES =====

| ----GRANTS &----<br>----ENTITLEMENTS---- | CROSS<br>REF. | 2014<br>PROPOSED<br>BUDGET | 2013<br>CURRENT YEAR'S<br>ADOPTED<br>BUDGET |
|--|---------------|----------------------------|---|
|  | -----         | -----                      | -----                                       |
| LIST IN DETAIL:                          | *    *        | *    *                     | *    *                                      |
|  | *    *        | *    *                     | *    *                                      |
|  | *    *        | *    *                     | *    *                                      |
|  | *    *        | *    *                     | *    *                                      |
| TOTAL GRANTS & ENT.                      | *    A-5    * | -----                      | -----                                       |
|  |               | =====                      | =====                                       |

| ---LOCAL SUBSIDIES---<br>---& DONATIONS--- | CROSS<br>REF. | 2014<br>PROPOSED<br>BUDGET | 2013<br>CURRENT YEAR'S<br>ADOPTED<br>BUDGET |
|--|---------------|----------------------------|---|
|  | -----         | -----                      | -----                                       |
| LIST IN DETAIL:                            | *    *        | *    *                     | *    *                                      |
|  | *    *        | *    *                     | *    *                                      |
|  | *    *        | *    *                     | *    *                                      |
|  | *    *        | *    *                     | *    *                                      |
| TOTAL SUB. & DONATIONS                     | *    A-6    * | -----                      | -----                                       |
|  |               | =====                      | =====                                       |

2014

**AUTHORITY BUDGET**  
**SUPPLEMENTAL SCHEDULES**

wastewater  
 (OPERATION)

Bayshore Regional Sewerage Authority Authority

FISCAL YEAR: FROM January 1, 2014 TO December 31, 2014

==== NON-OPERATING REVENUES ====

---INTEREST ON INVESTMENTS---  
 ---AND DEPOSITS---

|   | CROSS<br>REF. | 2014<br>PROPOSED<br>BUDGET | 2013<br>CURRENT YEAR'S<br>ADOPTED<br>BUDGET |
|---|---------------|----------------------------|---|
| INVESTMENTS                                 | * *           | \$5,000 *                  | \$5,000 *                                   |
| SECURITY DEPOSITS                           | * *           |                            |   |
| PENALTIES                                   | * *           |                            |   |
| OTHER INVESTMENTS                           | * *           |                            |   |
| TOTAL INTEREST ON<br>INVESTMENTS & DEPOSITS | * A-7 *       | \$5,000 *                  | \$5,000 *                                   |

---OTHER NON-OPERATING REVENUES---

|                      | CROSS<br>REF. | 2014<br>PROPOSED<br>BUDGET | 2013<br>CURRENT YEAR'S<br>ADOPTED<br>BUDGET |
|----------------------|---------------|----------------------------|---|
| LIST IN DETAIL:      | * *           |                            |   |
|                      | * *           |                            |   |
|                      | * *           |                            |   |
|                      | * *           |                            |   |
|                      | * *           |                            |   |
| TOTAL OTHER REVENUES | * A-8 *       |                            |   |

2014

wastewater  
(OPERATION)

**AUTHORITY BUDGET**  
SUPPLEMENTAL SCHEDULES

Bayshore Regional Sewerage Authority Authority

FISCAL YEAR: FROM January 1, 2014 TO December 31, 2014

==== NON-OPERATING APPROPRIATIONS ====

| ----RENEWAL &----<br>---REPLACEMENT RESERVE(S)--- | CROSS<br>REF. | 2014<br>PROPOSED<br>BUDGET | 2013<br>CURRENT YEAR'S<br>ADOPTED<br>BUDGET |
|---|---------------|----------------------------|---|
| LIST IN DETAIL:                                   | *             | *                          | *   |
|   | *             | *                          | *   |
|   | *             | *                          | *   |
|   | *             | *                          | *   |
| TOTAL RENEWAL &<br>REPLACEMENT RESERVE(S)         | * C-1 *       |                            | *   |

| ---OTHER RESERVES--- | CROSS<br>REF. | 2014<br>PROPOSED<br>BUDGET | 2013<br>CURRENT YEAR'S<br>ADOPTED<br>BUDGET |
|----------------------|---------------|----------------------------|---|
| LIST IN DETAIL:      | *             | *                          | *   |
|                      | *             | *                          | *   |
|                      | *             | *                          | *   |
|                      | *             | *                          | *   |
| TOTAL OTHER RESERVES | * C-2 *       |                            | *   |

2014

**AUTHORITY BUDGET**  
**SUPPLEMENTAL SCHEDULES**

wastewater  
 (OPERATION)

Bayshore Regional Sewerage Authority Authority

FISCAL YEAR: FROM January 1, 2014 TO December 31, 2014

==== BUDGETED DEBT SERVICE REQUIREMENTS ====

---PRINCIPAL PAYMENTS---

|                                 | CROSS<br>REF. | 2014<br>PROPOSED<br>BUDGET | 2013<br>CURRENT YEAR'S<br>ADOPTED<br>BUDGET |
|---------------------------------|---------------|----------------------------|---|
| AUTHORITY NOTES                 | * P-1 *       | *                          | *   |
| AUTHORITY BONDS                 | * P-2 *       | *                          | *   |
| CAPITAL LEASES                  | * P-3 *       | *                          | *   |
| INTERGOVERN. LOANS              | * P-4 *       | *                          | *   |
| OTHER OBLIGATIONS               | * P-5 *       | *                          | *   |
| <b>TOTAL PRINCIPAL PAYMENTS</b> | * D-1 *       | =====                      | =====                                       |

---INTEREST PAYMENTS---

|                                | CROSS<br>REF. | 2014<br>PROPOSED<br>BUDGET | 2013<br>CURRENT YEAR'S<br>ADOPTED<br>BUDGET |
|--------------------------------|---------------|----------------------------|---|
| AUTHORITY NOTES                | * I-1 *       | *                          | *   |
| AUTHORITY BONDS                | * I-2 *       | *                          | *   |
| CAPITAL LEASES                 | * I-3 *       | *                          | *   |
| INTERGOVERN. LOANS             | * I-4 *       | *                          | *   |
| OTHER OBLIGATIONS              | * I-5 *       | *                          | *   |
| <b>TOTAL INTEREST PAYMENTS</b> | * D-2 *       | =====                      | =====                                       |

2014

wastewater  
(OPERATION)

**AUTHORITY BUDGET**

SUPPLEMENTAL SCHEDULES

Bayshore Regional Sewerage Authority Authority

FISCAL YEAR: FROM January 1, 2014 TO December 31, 2014

5 YEAR DEBT SERVICE SCHEDULE

| PRINCIPAL PAYMENTS                    | ----- YEARS ----- |      |      |      |      |      |
|---------------------------------------|-------------------|------|------|------|------|------|
|                                       | 2014              | 2015 | 2016 | 2017 | 2018 | 2019 |
| --AUTHORITY NOTES--                   | *                 | *    | *    | *    | *    | *    |
|                                       | *                 | *    | *    | *    | *    | *    |
|                                       | *                 | *    | *    | *    | *    | *    |
|                                       | *                 | *    | *    | *    | *    | *    |
| TOTAL PAYMENTS P-1                    | *                 | *    | *    | *    | *    | *    |
| --AUTHORITY BONDS--                   | *                 | *    | *    | *    | *    | *    |
|                                       | *                 | *    | *    | *    | *    | *    |
|                                       | *                 | *    | *    | *    | *    | *    |
| TOTAL PAYMENTS P-2                    | *                 | *    | *    | *    | *    | *    |
| --AUTHORITY CAPITAL LEASES--          | *                 | *    | *    | *    | *    | *    |
|                                       | *                 | *    | *    | *    | *    | *    |
|                                       | *                 | *    | *    | *    | *    | *    |
| TOTAL PAYMENTS P-3                    | *                 | *    | *    | *    | *    | *    |
| --AUTHORITY INTERGOVERNMENTAL LOANS-- | *                 | *    | *    | *    | *    | *    |
|                                       | *                 | *    | *    | *    | *    | *    |
|                                       | *                 | *    | *    | *    | *    | *    |
| TOTAL PAYMENTS P-4                    | *                 | *    | *    | *    | *    | *    |
| --AUTHORITY OBLIGATIONS (LIST):--     | *                 | *    | *    | *    | *    | *    |
|                                       | *                 | *    | *    | *    | *    | *    |
|                                       | *                 | *    | *    | *    | *    | *    |
| TOTAL PAYMENTS P-5                    | *                 | *    | *    | *    | *    | *    |
| TOTAL PRINCIPAL DEBT PAYMENTS SS-6    | *                 | *    | *    | *    | *    | *    |

2014

wastewater  
(OPERATION)

**AUTHORITY BUDGET**

SUPPLEMENTAL SCHEDULES

Bayshore Regional Sewerage Authority Authority

FISCAL YEAR: FROM January 1, 2014 TO December 31, 2014

5 YEAR DEBT SERVICE SCHEDULE

| INTEREST PAYMENTS                     | YEARS |      |      |      |      |      |
|---------------------------------------|-------|------|------|------|------|------|
|                                       | 2014  | 2015 | 2016 | 2017 | 2018 | 2019 |
| --AUTHORITY NOTES--                   | *     | *    | *    | *    | *    | *    |
|                                       | *     | *    | *    | *    | *    | *    |
|                                       | *     | *    | *    | *    | *    | *    |
|                                       | *     | *    | *    | *    | *    | *    |
| TOTAL PAYMENTS I-1                    | *     | *    | *    | *    | *    | *    |
| --AUTHORITY BONDS--                   | *     | *    | *    | *    | *    | *    |
|                                       | *     | *    | *    | *    | *    | *    |
|                                       | *     | *    | *    | *    | *    | *    |
| TOTAL PAYMENTS I-2                    | *     | *    | *    | *    | *    | *    |
| --AUTHORITY CAPITAL LEASES--          | *     | *    | *    | *    | *    | *    |
|                                       | *     | *    | *    | *    | *    | *    |
|                                       | *     | *    | *    | *    | *    | *    |
| TOTAL PAYMENTS I-3                    | *     | *    | *    | *    | *    | *    |
| --AUTHORITY INTERGOVERNMENTAL LOANS-- | *     | *    | *    | *    | *    | *    |
|                                       | *     | *    | *    | *    | *    | *    |
|                                       | *     | *    | *    | *    | *    | *    |
| TOTAL PAYMENTS I-4                    | *     | *    | *    | *    | *    | *    |
| --AUTHORITY OBLIGATIONS (LIST)--      | *     | *    | *    | *    | *    | *    |
|                                       | *     | *    | *    | *    | *    | *    |
|                                       | *     | *    | *    | *    | *    | *    |
| TOTAL PAYMENTS I-5                    | *     | *    | *    | *    | *    | *    |
| TOTAL INTEREST DEBT PAYMENTS SS-6     | *     | *    | *    | *    | *    | *    |

**Bayshore Regional Sewerage Authority Authority**


wastewater  
**(OPERATION)**

**AUTHORITY BUDGET  
SUPPLEMENTAL SCHEDULES**

**FISCAL YEAR: FROM January 1, 2014 TO December 31, 2014**

|   |   |               |                  |
|---|---|---------------|------------------|
| <b>(1) PY UNRESTRICTED NET ASSETS</b>   | PY AUDIT                                      | * [ ] *       | * \$49,623,706 * |
| <b>ADJUSTMENTS DURING CURRENT YEAR</b>  |   |               |                  |
| (a) EST. NET INCOME OR (LOSS) ON CURRENT YEAR'S RESULTS OF OPERATIONS                                       | *   | * [ ] *       |                  |
| (Include unbudgeted use of unrestricted net assets)   |   |               |                  |
| (b) ADJUSTMENTS: OTHER (Attach list):   | *   | * [ ] *       |                  |
| <b>(2) SUBTOTAL - ADJUSTMENTS</b>   | <b>(ADD AMOUNTS ON LINES a-b)</b>             | * [ ] *       | * 49,623,706 *   |
| <b>(3) ADD LINES 1 AND 2</b>  |   |               |                  |
| <b>CURRENT YEAR ESTIMATED CHANGES IN RESTRICTIONS</b><br><i>(attach documentation)</i>                      |   |               |                  |
| (c) DEBT SERVICE  | *   | * [ ] *       |                  |
| (d) MAINTENANCE RESERVE   | *   | * [ ] *       |                  |
| (e) OPERATING REQUIREMENT   | *   | * [ ] *       |                  |
| (f) OTHER LEGAL RESERVATIONS  | *   | * [ ] *       |                  |
| <b>(4) SUB-TOTAL - RESTRICTIONS</b>   | <b>(ADD AMOUNTS ON LINES c-f)</b>             | * [ ] *       |                  |
| <b>DESIGNATIONS</b> <i>(attach documentation)</i>   |   |               |                  |
| (g) NON-OPERATING IMPROVEMENTS & REPAIRS (CB-4&5)   | *   | * [ ] *       |                  |
| (h) CONTRIBUTION TO RATE STABILIZATION PLAN (#)   | *   | * [ ] *       |                  |
| (i) OTHER BOARD DESIGNATION   | *   | * [ ] *       |                  |
| (j) ADJUSTMENTS /OTHER (Attach list):   | *   | * [ ] *       |                  |
| <b>(5) SUBTOTAL - DESIGNATIONS</b>  | <b>(ADD AMOUNTS ON LINES g-i)</b>             | * [ ] *       |                  |
| <b>(6) ADD LINES 4 and 5</b>  |   |               |                  |
| <b>(7) UNRESTRICTED NET ASSETS AVAILABLE FOR USE IN PROPOSED BUDGET</b>                                     |   |               | * 49,623,706 *   |
|   | <b>(SUBTRACT LINE 6 FROM LINE 3)</b>          |               |                  |
| <b>PROPOSED UTILIZATION OF AVAILABLE UNRESTRICTED NET ASSETS</b>  |   |               |                  |
| <b>(8) AS REVENUE IN ANNUAL BUDGET (PAGE 6, LINE R-3b)</b>  | *   | * [ ] *       |                  |
| <b>(9) FOR CURRENT YEAR CAPITAL BUDGET (PAGE CB-3)</b>  | *   | * 2,575,000 * |                  |
| <b>(10) SUBTOTAL - U/R NET ASSETS UTILIZED</b>  | <b>(ADD AMOUNTS ON LINES 8-9)</b>             | * [ ] *       | * 2,575,000 *    |
| <b>(11) MAXIMUM ALLOWABLE FOR APPROPRIATION TO MUNICIPALITY/COUNTY</b><br><i>(Budget Item B-2 times 5%)</i> |   | [ \$350,832 ] |                  |
| <b>(12) AS APPROPRIATED TO MUNICIPALITY/COUNTY (PAGE 6, LINE R-3a)</b>                                      |   |               | * [ ] *          |
| <b>(13) TOTAL UNRESTRICTED/UNDESIGNATED NET ASSETS</b>  |   |               | * \$47,048,706 * |
|   | <b>(SUBTRACT LINES 10 AND 12 FROM LINE 7)</b> |               |                  |

732-739-1095 / 732-739-2459  
Phone # (extension) / Fax#

CERTIFIED BY:   
EXECUTIVE DIRECTOR